

Charlottesville Ped 3

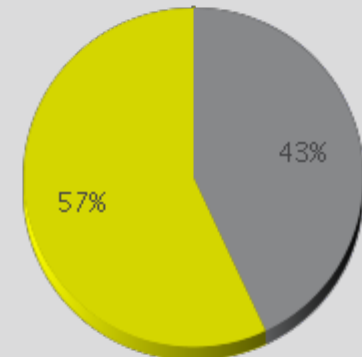
Period Analyzed: Friday July 01, 2016 to Wednesday August 31, 2016



Key Figures

- Total Traffic for the Period Analyzed: 5,735
- Daily Average : 93
- Busiest Day of the Week : Monday
- Busiest Days of the Period Analyzed:
 1. Monday July 04, 2016 (2,482)
 2. Tuesday August 30, 2016 (147)
 3. Friday July 29, 2016 (104)
- Distribution by Direction:

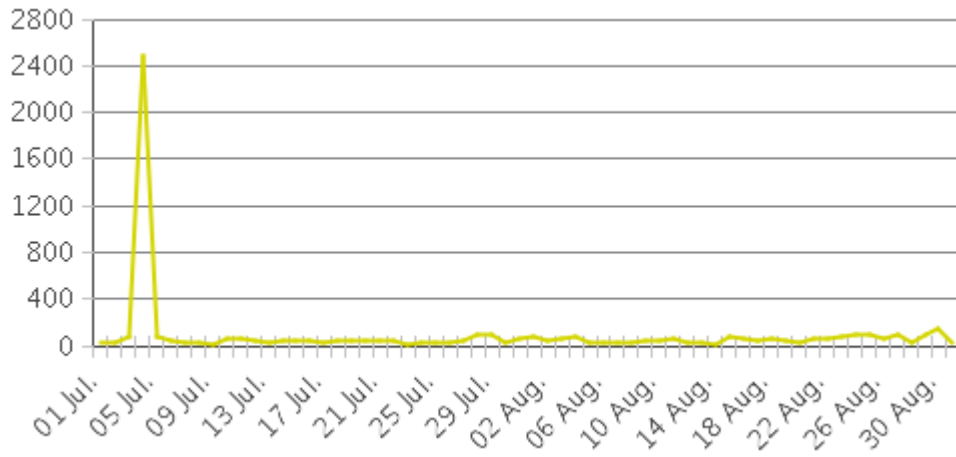
- Channel 1 IN : 57%
- Channel 2 OUT : 43%



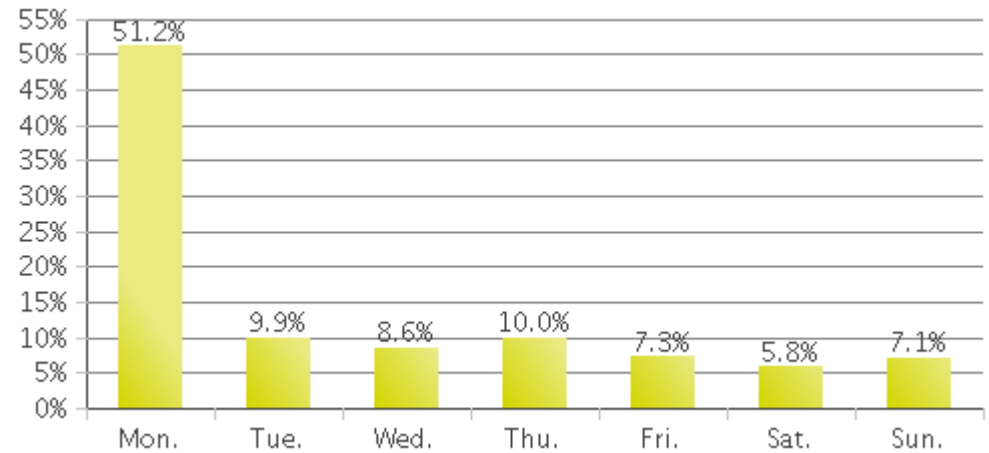
Charlottesville Ped 3

Period Analyzed: Friday July 01, 2016 to Wednesday August 31, 2016

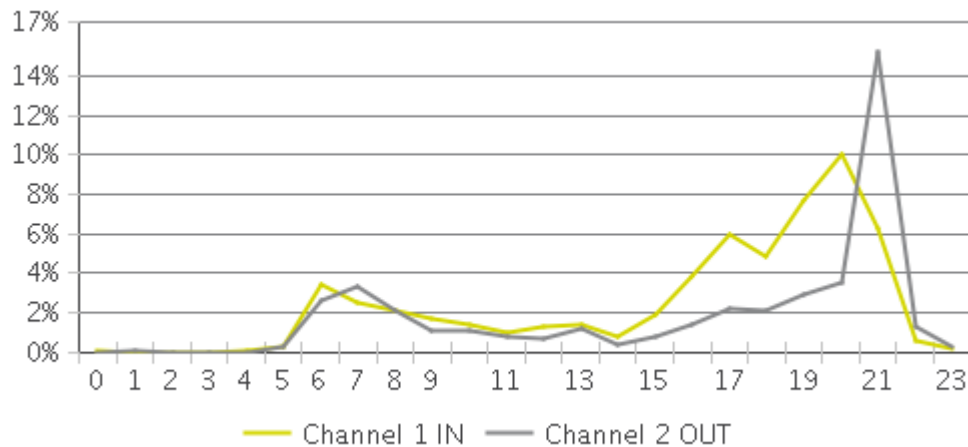
Daily Data



Weekly Profile



Hourly Profile during Weekdays



Hourly Profile during the Weekend

